

JULY

27

Morning Dew



MARKET RECAP

COMPOSITE INDEX (IHSG)

Last

6,106.4

Change

+0.08%

Volume
(million shares)

16,655

Value
(billion IDR)

11,097

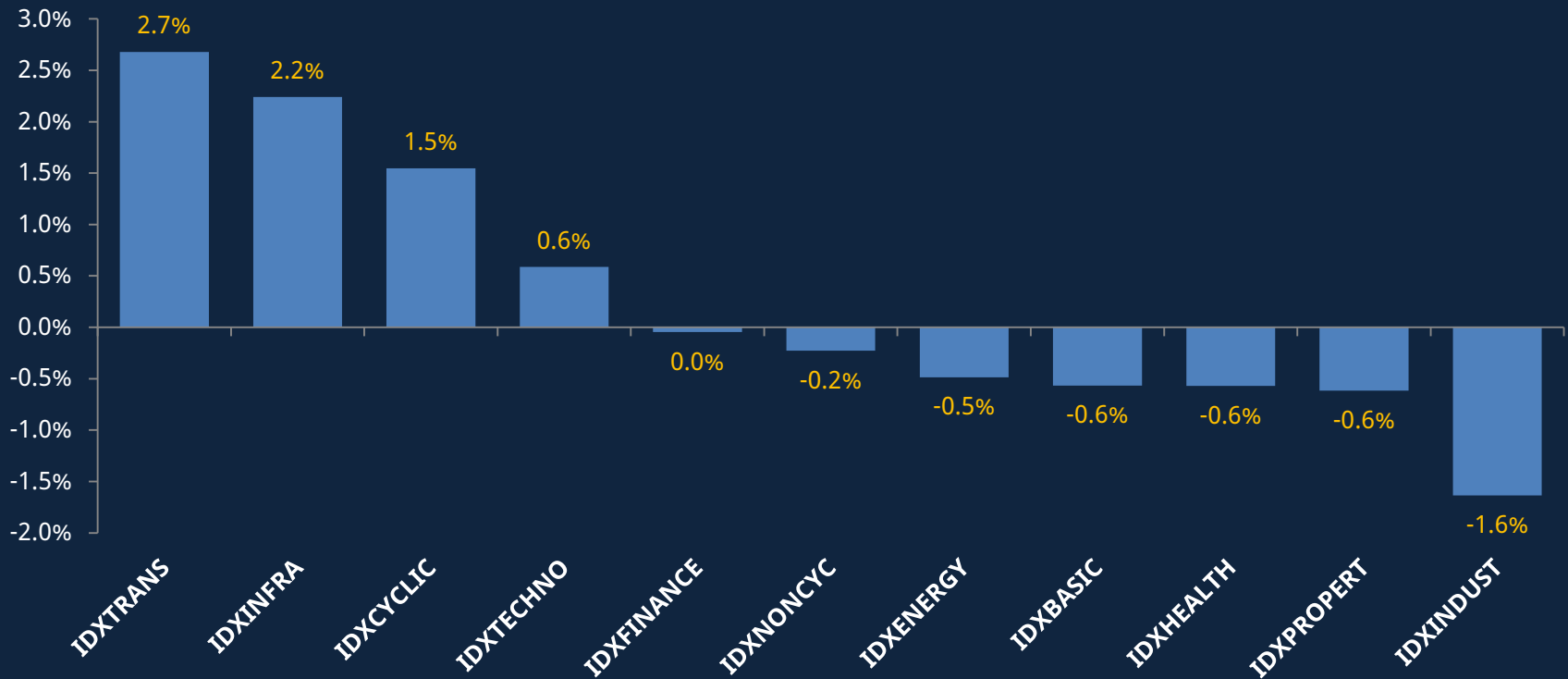
Frequency
(times)

1,371,774

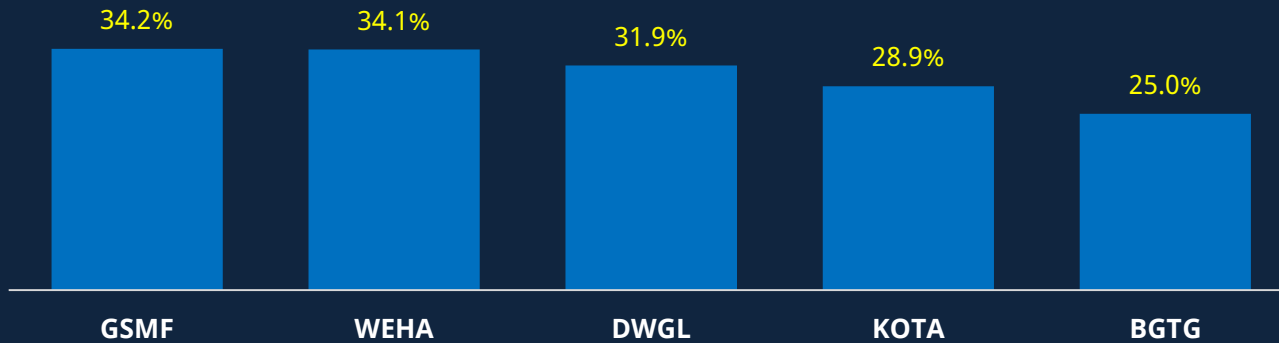


MARKET RECAP

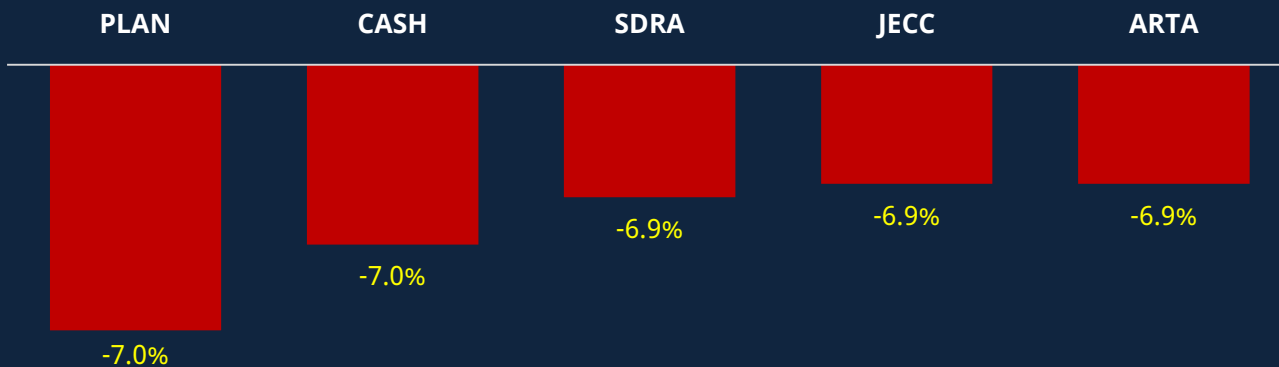
SECTORAL INDEXES



TOP GAINERS



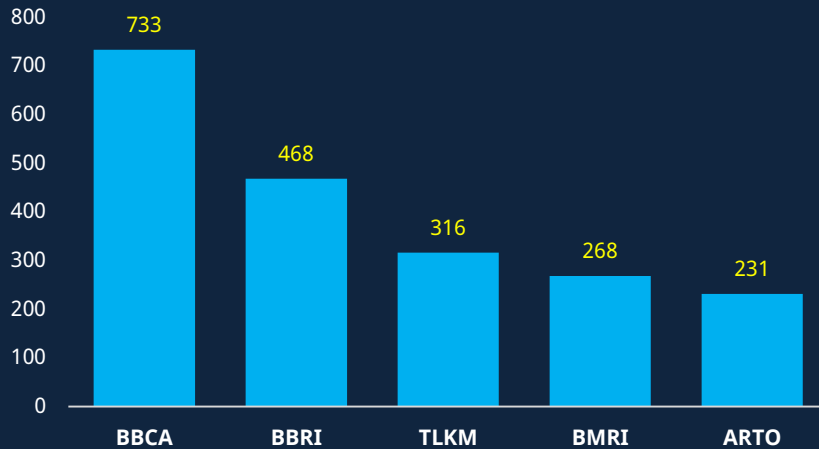
TOP LOSERS



MARKET RECAP

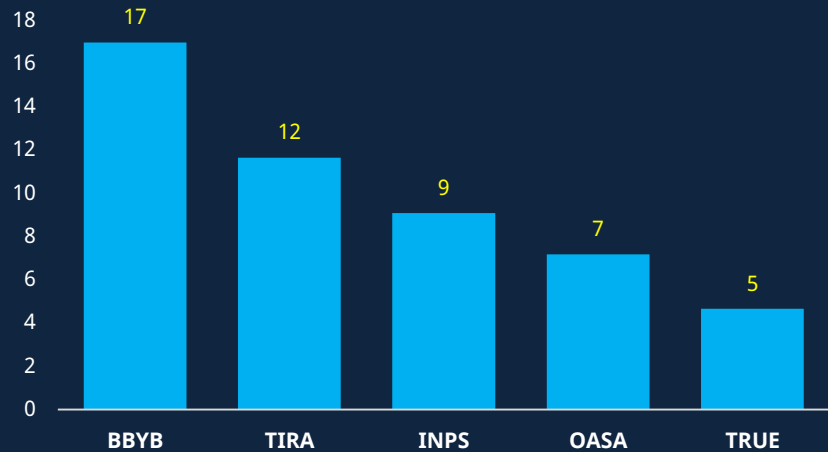
TOP MARKET CAP

(In trillion IDR)



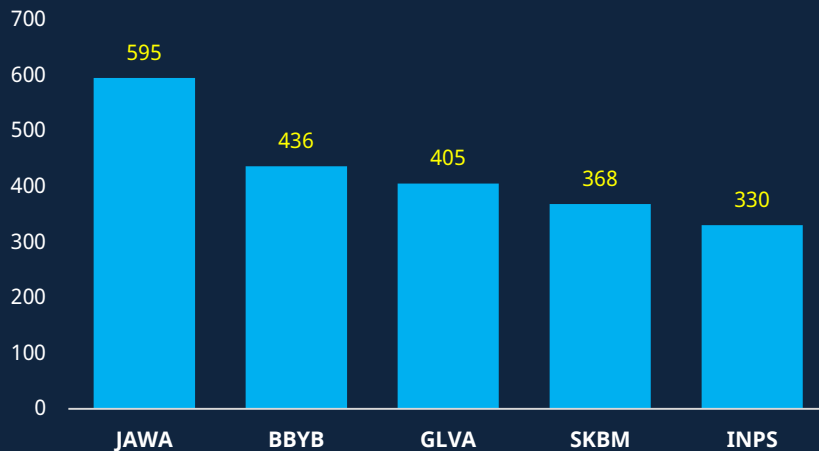
TOP TRADING VOLUME

(In million shares)



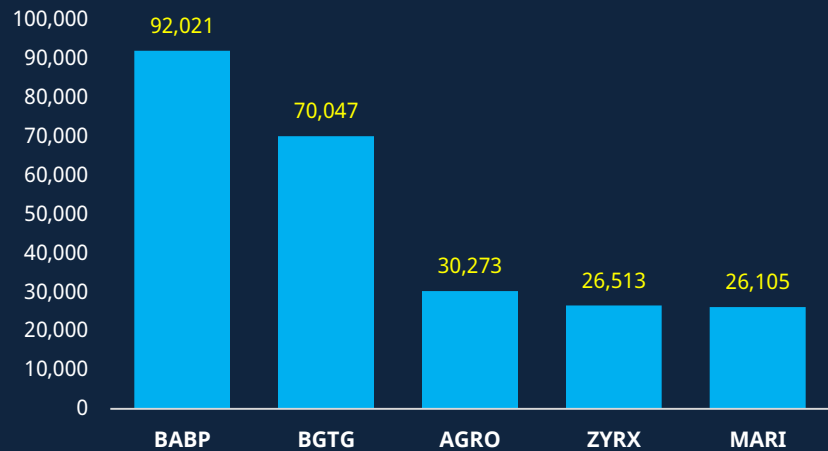
TOP TRADING VALUE

(In billion IDR)



TOP TRADING FREQUENCY

(In times traded)



KIJA. ID

KIJA TO ISSUED GLOBAL BONDS WORTH Rp4.93 T

PT Kawasan Industri Jababeka TBK (KIJA) through its subsidiary Jababeka International B.V. (JIBV) will issue USD denominated debt securities worth US\$350 M or equivalent to Rp4.93 T with reference to the middle BI rate on December 31, 2020. The proceeds will be used primarily to exchange and/or repurchase and/or settlement and/or payment of old debt securities worth US\$300 M issued by JIBV which will mature in 2023 and also to finance subsidiaries to support business growth in the future.

HEAL. ID

HEAL TO CONDUCT STOCK SPLIT

PT Medikaloka Hermina Tbk. (HEAL) plans to conduct a stock split with a ratio of 1:5 with the nominal value from the previous Rp100 to Rp20 per share. The recording date will be at 02 August 2021 and will be distributed at 03 August 2021

MYOR . ID

MYOR TO ADD NEW EXPORT MARKETS

PT Mayora Indah Tbk. (MYOR) will expand its export share by venturing into new export markets, thereby strengthening its position in the existing export market. MYOR plans to add new export destinations this year to Ivory Coast, Switzerland, and Belgium. Meanwhile, for existing export countries, additional product variations will be offered as well as increasing market share. At the same time, MYOR in 2021 is aiming sales to Rp26.98 T, or up by 10.3% from last year's realization of Rp24.47 T.



TECHNICAL OUTLOOK



JCI BARELY UNCHANGED

JCI closed slightly higher by +0.08% to 6,106.4 with the key Resistance hanging still at 6,230/387 along with the Support lay still at 5,947/884. EMA 5&20 avoiding the dead cross pattern and still in the golden cross pattern along with the PSAR green dot still appeared. MACD is still in the positive area but tends to move in sideways movement along with the RSI and Candlestick already bunched down from the upper BB line. Stochastic still curled higher headed to the overbought area.



STOCK PICKS

BBCA

ENTRY	RESISTANCE
30,200	31,950
TARGET	SUPPORT
31,500	29,900
STOP	GAIN/LOSS
29,500	-175 / -0.58%
LAST	STATUS
30,025	BUY / OPEN

JPFA

ENTRY	RESISTANCE
1,710	1,870
TARGET	SUPPORT
1,980	1,535
STOP	GAIN/LOSS
1,450	-55 / -3.22%
LAST	STATUS
1,655	HOLD / OPEN



DISCLAIMER

This report is prepared by PT Minna Padi Investama Sekuritas, Tbk. for information purposes only. It is not to be used or considered as an offer or the solicitation of an offer to sell or to buy or to subscribe for securities or other financial instruments. The report has been prepared without regard to individual financial circumstances, needs or objectives of the person who receive it. The securities discussed in this report may not be suitable for all investors. The appropriateness of any particular investment or strategy whether opined on or referred to in this report or otherwise will depend on the investor's individual circumstances and objectives and should be independently evaluated and confirmed by such investor and if appropriate, with his/her professional advisers independently before adaptation or implementation (either as is or varied).

RESEARCH TEAM

Andre Setiawan

Andre.setiawan@minnapadi.com

Bayu Santoso

bayusantosa@minnapadi.com

Geri Eka Putra

gery@minnapadi.com

PT MINNA PADI INVESTAMA SEKURITAS, Tbk.

Head Office

Equity Tower 11th Floor
Sudirman Central Business District Lot 9
Jl. Jend. Sudirman Kav. 52-53
Jakarta Selatan, Indonesia
Tel: +62 21 525 5555
Fax: +62 21 527 1527

Investment Gallery

SOLO

Jl. Monginsidi No. 27A/B
Solo, 57129
Tel: +62 271 667 679
Fax: +62 271 635 470

